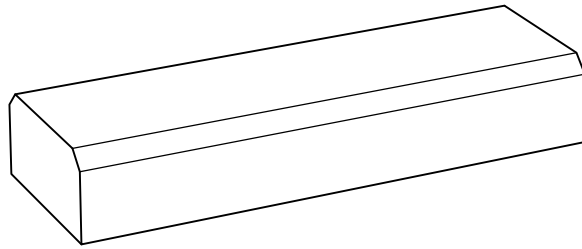
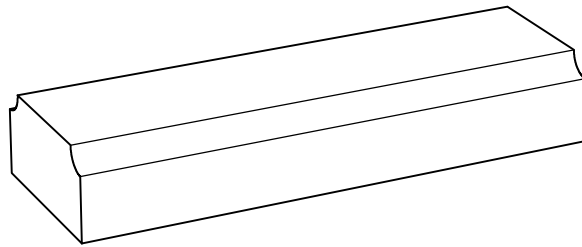


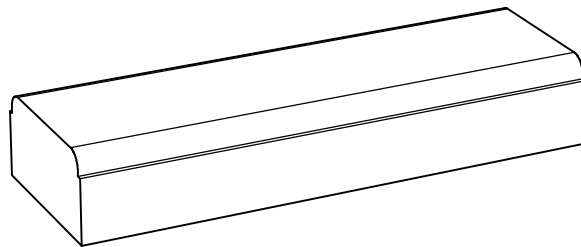
BASE RAILS - STANDARD PROFILES



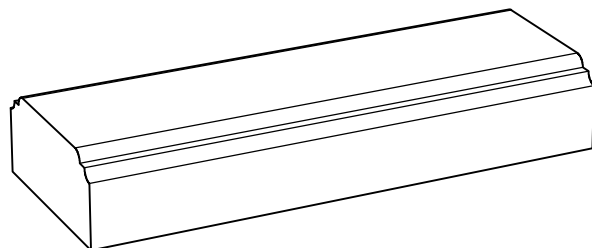
BR-341 Base Rail
Formerly BR-340



BR-342 Base Rail
Formerly BR-342



BR-343 Base Rail
Formerly BR-341



BR-344 Base Rail
Formerly BR-343

Note:
All Base Rail Profiles shall be provided in 24" lengths, typical.



architectural stone and tile
www.mstoneandtile.com

BASE RAILS
STANDARD
PROFILES