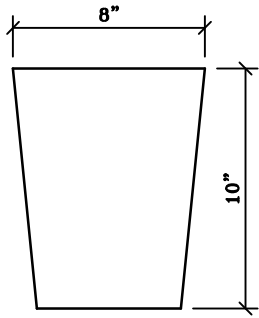
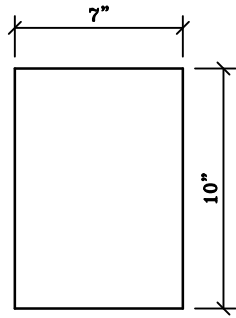


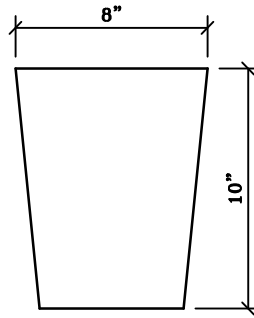
DOOR & WINDOW - MASONRY DEPTH KEYSTONES



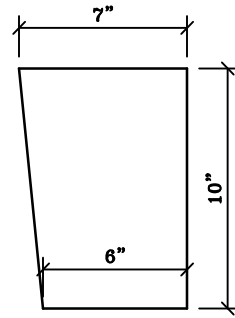
Front KS-901
Formerly KE260



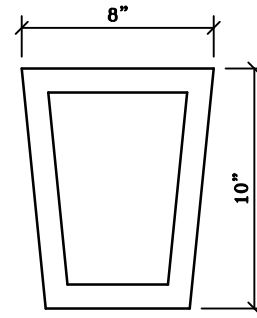
Side KS-901
Masonry Depth



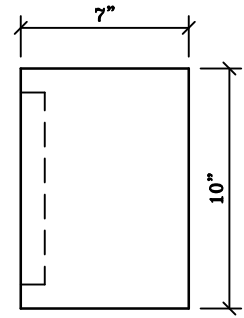
Front KS-902
Formerly KE261



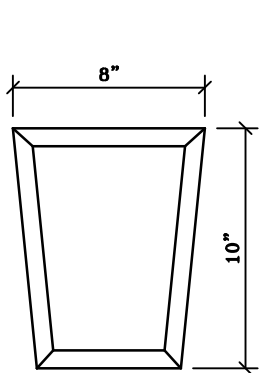
Side KS-902
Masonry Depth



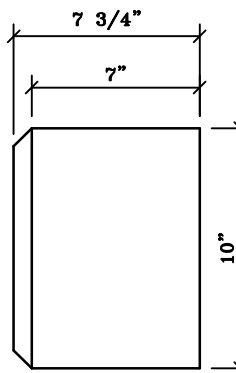
Front KS-903
Formerly KE262



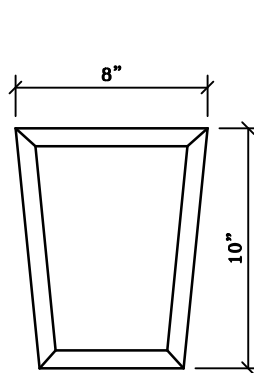
Side KS-903
Masonry Depth



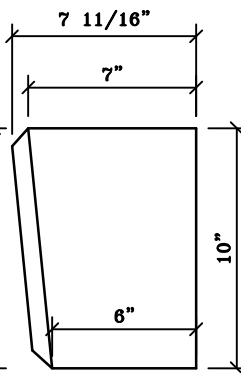
Front KS-904
Formerly KE265



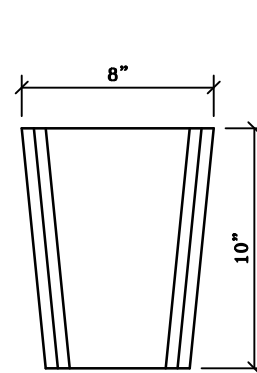
Side KS-904
Masonry Depth



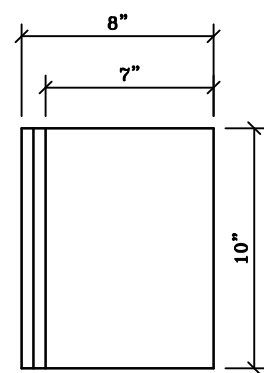
Front KS-905
Formerly KE266



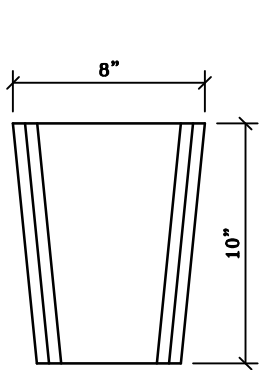
Side KS-905
Masonry Depth



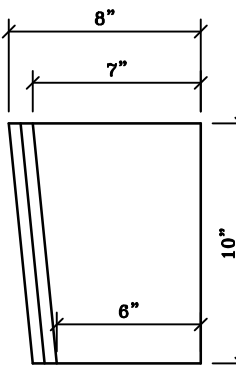
Front KS-906
Formerly KE263



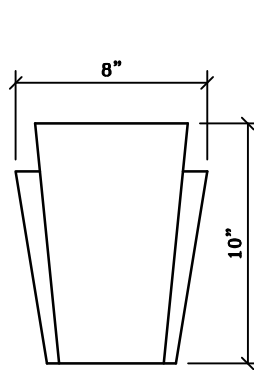
Side KS-906
Masonry Depth



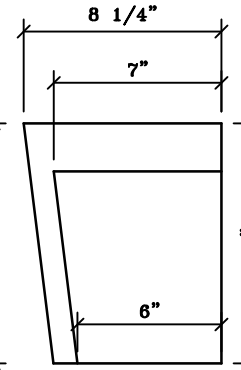
Front KS-907
Formerly KE264



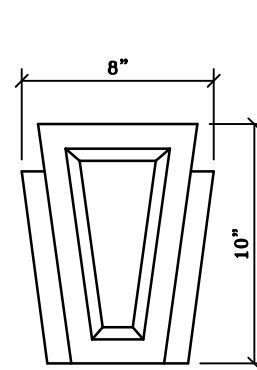
Side KS-907
Masonry Depth



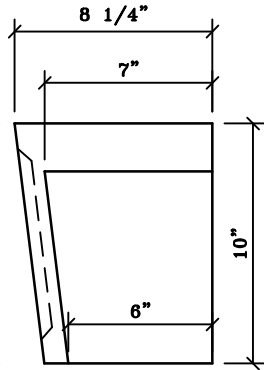
Front KS-908
Formerly KE267



Side KS-908
Masonry Depth



Front KS-909
Formerly KE268



Side KS-909
Masonry Depth

Notes:

1. Keystones are intended for use with 6" masonry depth Door and Window Profiles.
2. KS-908 & KS-909 do not work with the 8" Wide Door Surround Type "B" or 8" Wide Window Surround Type "B" since the B-Corner pieces are 10" wide.



architectural stone and tile
www.mstoneandtile.com

DOOR & WINDOW
MASONRY DEPTH
KEYSTONES